



**POLICE SERVICE AREA (PSA) 405/ 406/607  
FOURTH DISTRICT of MPD**

**OFFICIALS**

Lieutenant Titijana Savoy  
Lieutenant Patrick Schaut  
Lieutenant Troy Jessup  
Captain Bryan Christian

[Tatijana.savoy@dc.gov](mailto:Tatijana.savoy@dc.gov) (PSA405)  
[Patrick.Schaut@dc.gov](mailto:Patrick.Schaut@dc.gov) (PSA 406)  
[Troy.Jessup@dc.gov](mailto:Troy.Jessup@dc.gov) (PSA 407)  
[Bryan.Christian@dc.gov](mailto:Bryan.Christian@dc.gov) (Sector 2 Manager)

Mr. Derek Staten Community Outreach  
Phone 202-715-7418  
[Derek.staten@dc.gov](mailto:Derek.staten@dc.gov)

Crimes that reported in 405, located in the FOURTH Police District(s) between 12/22/2019 and 01/21/2020.

[Download Crime Data](#) | [Crime Definitions](#) | [New Search](#)

Crime Type	Number of Crimes Reported Between		Change
	12/22/2018 to 1/21/2019	12/22/2019 to 01/21/2020	
Homicide	0	0	↔
Sex Abuse	0	0	↔
Robbery Excluding Gun	0	1	↑
Robbery With Gun	3	1	↓
Assault Dangerous Weapon (ADW) Excluding Gun	1	0	↓
Assault Dangerous Weapon (ADW) Gun	1	1	↔
<b>Total Violent Crime</b>	<b>5</b>	<b>3</b>	↓
Burglary	2	1	↓
Theft	11	9	↓
Theft F/Auto	12	13	↑
Stolen Auto	5	3	↓
Arson	0	0	↔
<b>Total Property Crime</b>	<b>30</b>	<b>26</b>	↓
<b>Total Crime</b>	<b>35</b>	<b>29</b>	↓

**Definition of symbols in "Change" column:**

↓: Decrease in the number of crimes reported compared to the prior time period.

↑: Increase in the number of crimes reported compared to the prior time period.

↔ : No change in the number of crimes reported compared to the prior time period.

Mr. Derek Staten Community Outreach  
Phone 202-715-7418  
Derek.staten@dc.gov

Crimes that reported in 406, located in the FOURTH Police District(s) between 12/22/2019 and 01/21/2020.

[Download Crime Data](#) | [Crime Definitions](#) | [New Search](#)

Crime Type	Number of Crimes Reported Between		Change
	12/22/2018 to 1/21/2019	12/22/2019 to 01/21/2020	
Homicide	0	1	⬆
Sex Abuse	0	1	⬆
Robbery Excluding Gun	3	2	⬇
Robbery With Gun	0	1	⬆
Assault Dangerous Weapon (ADW) Excluding Gun	1	0	⬇
Assault Dangerous Weapon (ADW) Gun	1	0	⬇
<b>Total Violent Crime</b>	<b>5</b>	<b>5</b>	↔
Burglary	0	1	⬆
Theft	16	18	⬆
Theft F/Auto	19	20	⬆
Stolen Auto	3	4	⬆
Arson	0	0	↔
<b>Total Property Crime</b>	<b>38</b>	<b>43</b>	⬆
<b>Total Crime</b>	<b>43</b>	<b>48</b>	⬆

**Definition of symbols in "Change" column:**

- ⬇: Decrease in the number of crimes reported compared to the prior time period.
- ⬆: Increase in the number of crimes reported compared to the prior time period.
- ↔: No change in the number of crimes reported compared to the prior time period.

Mr. Derek Staten Community Outreach  
 Phone 202-715-7418  
 Derek.staten@dc.gov



Crimes that reported in 407, located in the FOURTH Police District(s) between 12/22/2019 and 01/21/2020.

[Download Crime Data](#) | [Crime Definitions](#) | [New Search](#)

Crime Type	Number of Crimes Reported Between		Change
	12/22/2018 to 1/21/2019	12/22/2019 to 01/21/2020	
Homicide	1	0	↓
Sex Abuse	0	0	↔
Robbery Excluding Gun	0	1	↑
Robbery With Gun	2	1	↓
Assault Dangerous Weapon (ADW) Excluding Gun	2	0	↓
Assault Dangerous Weapon (ADW) Gun	2	0	↓
<b>Total Violent Crime</b>	<b>7</b>	<b>2</b>	<b>↓</b>
Burglary	6	2	↓
Theft	11	14	↑
Theft F/Auto	15	15	↔
Stolen Auto	2	5	↑
Arson	0	0	↔
<b>Total Property Crime</b>	<b>34</b>	<b>36</b>	<b>↑</b>
<b>Total Crime</b>	<b>41</b>	<b>38</b>	<b>↓</b>

**Definition of symbols in "Change" column:**

↓: Decrease in the number of crimes reported compared to the prior time period.

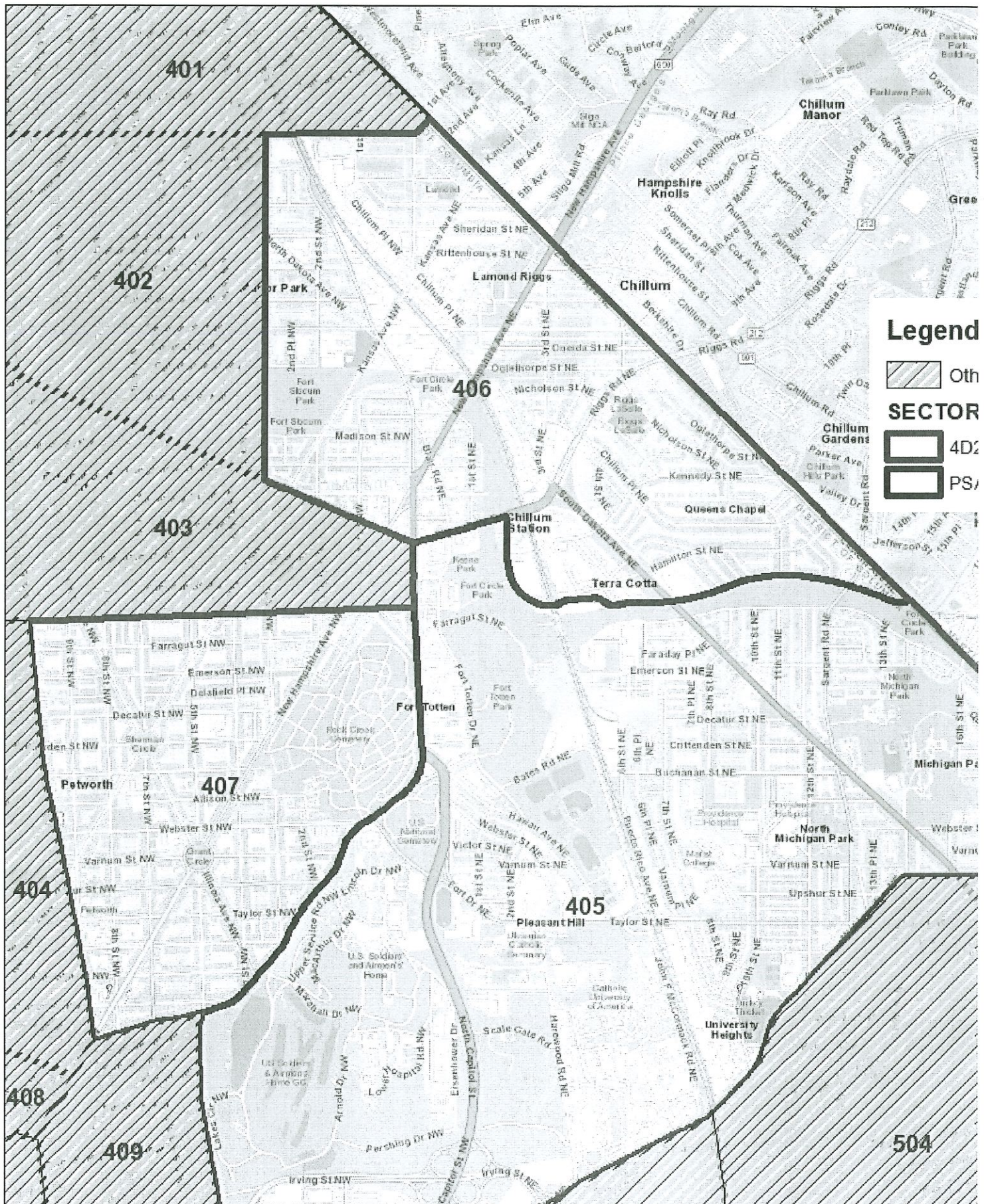
↑: Increase in the number of crimes reported compared to the prior time period.

↔: No change in the number of crimes reported compared to the prior time period.

Mr. Derek Staten Community Outreach  
Phone 202-715-7418  
Derek.staten@dc.gov



# Fourth District Sector 2





## Know how to protect yourself on the street.

You may not ever be faced with the prospect of a mugger, but it's important to know how to act if you ever encounter such a situation.

The best way to protect yourself from a street robbery, or mugging, is to reduce your exposure to potentially being victimized — stay in groups, walk in well-lit areas, and pay attention to your surroundings. Thieves will look for "easy prey" before they try to attack someone who is prepared.

Robbery and assault are serious crimes. While money is often the motivation, these are considered crimes of violence because they involve the threat or actual use of physical violence. The basic rules of prevention are to be sensible and to be alert.

- » If possible, don't walk alone during late-night hours. Walk in groups whenever you can — there is always safety in numbers.
- » Let a family member or friend know your destination and your estimated time of arrival or return. That way, the police can be notified as quickly as possible if there is a problem.
- » Stay in well-lit areas as much as possible. Avoid alleys, vacant lots, wooded areas, and other short-cuts or secluded areas. These are usually not well-lit or heavily traveled.
- » Walk on the sidewalk whenever possible. Walk close to the curb, avoiding doorways, bushes, and other potential hiding places.
- » If you have to walk in the street, walk facing traffic. A person walking with traffic can be followed, forced into a car, and abducted more easily than a person walking against traffic.
- » Walk confidently, directly, and at a steady pace. Don't stop to talk to strangers.
- » Wear clothing and shoes that give you freedom of movement. And don't burden yourself with too many packages or items.
- » Always be aware of your surroundings.
- » If you are wearing headphones, don't turn up the volume so high that you cannot hear outside noises.
- » Never hitchhike or accept rides from strangers.
- » Report any suspicious activity or person immedi-

ately to the Metropolitan Police Department at 3-1-1. Or, if it is an emergency, dial 9-1-1.

- » Avoid carrying large sums of cash, or displaying expensive jewelry, etc. in public.
- » If you must carry large sums, divide the cash into smaller quantities and carry in multiple places on your person (wallet, purse, side pocket, etc.)

### Basic Street Smarts

- » Wherever you are—on the street, in an office building or shopping mall, driving, waiting for a bus or subway—stay alert and tuned in to your surroundings.
- » Send the message that you're calm, confident, and know where you're going.
- » Trust your instincts. If something or someone makes you uneasy, avoid the person or leave.
- » Know the neighborhoods where you live and work.
- » Check out the locations of police and fire stations, public telephones, hospitals, and restaurants, or stores that are open late.



### If Someone Tries to Rob You

- » Don't resist. Give up your property— don't get hurt.
- » Report the crime to the police. Try to describe the perpetrator accurately. Your actions can help prevent others from becoming victims.
- » Self defense measures are most effective when used as preventive steps—avoiding the crime in the first place. These measures include running away, screaming, and raising an alarm—remember, people will respond to someone yelling, "Fire" or "Help!"

### Safety in Your Vehicle

- » The crime of "carjacking" — which is stealing a vehicle — captures headlines across the country. Unfortunately, however, your chances of being a victim of carjacking are very slim, and taking preventive measures can reduce that risk even more.
- » If the carjacker threatens you with a gun or other weapon, **GIVE UP YOUR CAR!**
- » Don't argue. Your life is definitely worth more than a car.
- » Get away from the area as quickly as possible.
- » Try to remember what the carjacker looked like: race, age, hair and eye color, special features, etc.
- » Report the crime **IMMEDIATELY** to the police!

### Automated Teller Machine Safety Tips

- » Try to use machines you are familiar with, and use terminals located in banks rather than in public places.
- » Be aware of your surroundings. Look around before conducting a transaction.
- » If you see anyone or anything suspicious, cancel the transaction and go to another ATM.
- » If you must use an ATM after hours, make sure the area is well-lit.
- » Never walk away from an ATM with cash still in the machine. If you are going to count your money, do so before you leave.
- » When making an ATM transaction from your car, be aware of your surroundings. Keep your eyes open, and keep car doors locked!



# **Protection Orders**

## **Getting an Order of Protection**

There are many steps you can take to protect your safety during or after an abusive relationship. You may wish to apply for a Civil Protection Order (CPO). If the judge agrees with your petition, a Temporary Protection Order (TPO) will be immediately issued. A TPO is valid up to 14 days and is used to allow time for the abuser to be served before the CPO hearing. In emergency situations and outside normal court hours an Emergency Temporary Protection Order (ETPO) can be issued. This order last for 5 days and must be initiated through a process between the police officer and an advocate from Survivors and Advocates for Empowerment (SAFE).

## **What is a Civil Protection Order?**

A civil protection order is a court order issued by a judge, lasting up to one year, designed to provide you with long-term protection from an abuser. The CPO orders your abuser to stop abusing and/or threatening you, to stay away from you, not to contact you in any way, and provide other forms of relief that you need to be safe.

## **Who can get one?**

You can get a CPO if you have been physically hurt, sexually assaulted, threatened, stalked, or had property destroyed by a person to whom you are related by blood, adoption, marriage, domestic partnership, have a child in common, share or have shared the same home, have or previously had a dating relationship (it does not need to be a sexual relationship) or from a person who had one of the above relationships with your current domestic partner. You must live or work in DC and at least one incident must have occurred in DC to seek protection from the DC Court. However, the order will protect you in all states.

## **When do I file for a CPO?**

As soon as possible after the abuse occurs, go to the Domestic Violence Intake Center at DC Superior Court, Room 4235, 500 Indiana Avenue, NW, Washington, DC, or the Satellite Domestic Violence Intake Center located inside of the United Medical Center at 1328 Southern Avenue, SE, Suite 311. You can file up to two years after the incident, but a delay in filing may make the judge less likely to believe you. The process of filing for a CPO can take several hours, so make sure you leave plenty of time to arrive at the court before it closes at 4 pm.

Remember, a CPO cannot make the abuse stop. Nonetheless, it is an important step to take because it helps legally document your experience. If you get a CPO, make sure you think about other steps you can take to plan for your safety. The next section will give you suggestions to do so.

## **For additional domestic violence information:**

Domestic Violence Unit  
Police Headquarters  
300 Indiana Avenue, NW, Room 3156  
Washington, DC  
Phone: (202) 727-7137  
Fax: (202) 727-6491

GOVERNMENT OF THE DISTRICT OF COLUMBIA  
Executive Office of the Mayor

Mr. Derek Staten Community Outreach  
Phone 202-715-7418  
Derek.staten@dc.gov





## OFFICE OF VICTIM SERVICES AND JUSTICE GRANTS

### Private Security Camera Voucher Program Information

#### Program Description

The Private Security Camera Voucher Program provides a private security camera system to eligible residents free of charge. District residents—either owners or tenants—who receive public assistance may be eligible to have a camera system installed at their home.

#### Requirements

An Applicant must live in the District of Columbia and provide proof of current receipt of public assistance pursuant to the District of Columbia Public Assistance Act of 1982, effective April 6, 1982 (D.C. Law 4-101; § 4-201.01 et seq.), under one of the following programs:

- (1) General Assistance for Children;
- (2) Emergency Shelter Family Services;
- (3) Temporary Assistance for Needy Families;
- (4) Program on Work, Employment, and Responsibility; or
- (5) Interim Disability Assistance.

Applicants who are tenants must provide documentation from the property owner approving the installation of the security camera system on the property.

#### Restrictions

Applicants must be an owner or tenant of a residence located in the District of Columbia. Until August 31, 2017, applications will only be accepted from Applicants whose property is located in specific Police Service Areas. Beginning September 1, 2017, if there are still funds remaining, properties throughout the District will be eligible to participate in the program.

#### Additional Information and Application

For additional Program information and the voucher application, visit <http://ovsjg.dc.gov/>.

#### Program Contact

Interested applicants should email [security.cameras@dc.gov](mailto:security.cameras@dc.gov) or call (202) 727-5124 with questions.



## MPD Rewards

The Metropolitan Police Department rewards programs are designed to encourage individuals to step forward and provide police with information that will help solve crime and bring offenders to justice in the District of Columbia.

### Homicides – Up to \$25,000

The MPD offers a reward of up to \$25,000 to anyone who provides information that leads to the arrest and conviction of the person or persons responsible for any homicide committed in the District of Columbia. Individuals with information about unsolved homicides should call the MPDC at (202) 727-9099.

### Shootings – Up to \$10,000

The MPD offers a reward of up to \$10,000 to anyone who provides information that leads to the arrest and conviction of the person or persons responsible for any shooting committed in the District of Columbia. Individuals with information about unsolved shootings should call the MPDC at (202) 727-9099.

### Robberies – Up to \$10,000

The MPD offers a reward of up to \$10,000 to anyone who provides information that leads to the arrest and conviction of the person or persons responsible for any robbery committed in the District of Columbia. Individuals with information about unsolved robberies should call the MPDC at (202) 727-9099.

### Gun Seizure – Up to \$2,500

If you know someone who has a gun or you know where illegal guns are being hidden in your community let the MPD know. Your tip is completely anonymous and you will be eligible for a cash reward of up to \$2,500. Call (202) 727-9099 with your gun tip. Learn more about the Firearm Tip Reward Program.

### Other Serious Crimes – Up to \$1,000

Through the DC Crime Solvers program, individuals who provide information that leads to an arrest and indictment in other types of serious crimes may receive a reward of up to \$1,000. Individuals with information about other unsolved crimes should call the Crime Solvers hotline: 1 (800) 673-2777.

In homicide and robbery cases, eligibility for rewards, as well as specific reward amounts are determined by the MPD. In other cases, reward decisions are made by the Crime Solvers Committee.

## **Text the Police: 50411**

---



### **Text 50411**

In addition to anonymously texting tips to the MPD, community members can now use their cell phone to send pictures or video about serious or violent crimes to the Metropolitan Police Department.

Give 5-0 the 411 with the MPD's Text Tip Line: 50411. Text, photo and video messages are monitored by members of the department 24 hours a day, seven days a week. Tips on serious or violent crimes will be investigated by members of the department. If you would like a police response for any incident, please call 911. All tips may also be directed to (202) 727-9099 and may be eligible for a reward.

### **Message and Data Rates may apply.**

Because the tip line is anonymous, the sender will not receive a response to the original message. The anonymous text tip line is not an emergency number. If you witness a crime in progress or have an emergency that requires the police, please call 911.

Contact TTY: 711

Related Content:

Hotlines, Tip Lines and Important Numbers



# EXCHANGE ZONE



*When you're buying, selling or trading something you found online*



## Planning to buy, sell or trade something you found online?

Whether you're buying or selling, the internet is a great tool for a good deal. But not everyone out there is trustworthy. The MPD has noted a significant uptick in robberies where the victims were targeted after using online resale sites to buy or sell items. Here are some useful tips for a safe exchange in person:

- » It is always best to meet during daylight hours.
- » Never meet anyone in a non-public area, or an area that is not well traveled.
- » Always meet in a well-lit location, with lots of people, and cameras.

Consider meeting at or near one of MPD's designated Exchange Zones:

- » **First District Station:** 101 M Street, Southwest
- » **Second District Station:** 3320 Idaho Avenue, Northwest
- » **Third District Station:** 1620 V Street, Northwest
- » **Fourth District Station:** 6001 Georgia Avenue, Northwest
- » **Fifth District Station:** 1805 Bladensburg Road, Northeast
- » **Sixth District Station:** 5002 Hayes Street, Northeast
- » **Seventh District Station:** 2455 Alabama Avenue, Southeast
- » **Special Operations Division's Harbor Patrol:**  
550 Water Street, Southwest

### EXCHANGE ZONE



Buying, selling or trading ...



**BE SAFE.**

<http://mpdc.dc.gov/dcexchangezone>

DCPolice @DCPoliceDept OfficialDCPolice

Mr. Derek Staten Community Outreach  
Phone 202-715-7418  
Derek.staten@dc.gov



METROPOLITAN POLICE DEPARTMENT



# ZONA DE INTERCAMBIO

**¿Comprar, vender o intercambiar algo que encuentre por el internet? Hazlo de forma segura.**

Ya sea que esté comprando o vendiendo, el internet es una gran herramienta para un buen negocio. Pero no todos son dignos de confianza. El MPD ha notado un aumento significativo en los robos a los que fueron víctimas después de usar sitios de reventa por el internet para comprar o vender artículos. Aquí hay algunos consejos útiles para un intercambio seguro en persona:

- » Siempre es mejor reunirse durante el día.
- » Nunca se reúna con alguien en una área no pública o en una área que no esté bien transitada.
- » Siempre reúnase en un lugar bien iluminado, con mucha gente y cámaras.

Considere reunirse en o cerca de una de las "Zonas de Intercambio" designadas por el MPD:

- » Primera Estación del Distrito: 101 M Street, Southwest
- » Segunda Estación del Distrito: 3320 Idaho Avenue, Northwest
- » Estación del Tercer Distrito: 1620 V Street, Northwest
- » Cuarta Estación del Distrito: 6001 Georgia Avenue, Northwest
- » Estación del Quinto Distrito: 1805 Bladensburg Road, Northeast
- » Estación del Sexto Distrito: 5002 Hayes Street, Northeast
- » Estación del Séptimo Distrito: 2455 Alabama Avenue, Southeast
- » La División de Operaciones Especiales de Harbor Patrol: 550 Water Street, Southwest

**ZONA DE INTERCAMBIO**



<http://mpdc.dc.gov/dcexchangezone>

DCPolice @DCPoliceDept OfficialDCPolice



- » The best way to prevent theft from your auto is to always keep valuables "outta sight." Never leave cell phones, briefcases, suitcases, or small electronic devices (personal music devices, digital assistants, etc.) in your car in plain view. Take these items with you, or secure them — all the time, every time!
- » If your car has a trunk, use it. Put valuables in there or in a locked glove compartment. Hiding items under seats is better than leaving them in plain view, but securing them inside the glove compartment or trunk is a far better deterrent.
- » During the holiday season especially, or any time you're shopping, place packages in the trunk, not on the passenger seats or floors.
- » Look for car radios or other sound systems that can operate only in the vehicle it was originally installed in. This reduces the risk of theft.
- » If you can unfasten your sound system and take it with you, or lock it in your trunk, do so. And don't forget to do the same with your CDs and tapes.
- » Also, keep your car doors and windows locked — all the time!

### Carjacking

While the violent crime of carjacking can be particularly frightening, there are some things you can do to protect yourself. Always be aware of your surroundings, keep your doors locked and windows rolled up, drive in the center lane, and call police if you feel threatened. For more suggestions, see the separate brochure, "Avoiding Becoming a Victim of Carjacking," in this series.

### Contact Information

MPD Auto Theft Unit  
300 Indiana Avenue, NW  
Washington, DC 20001  
(202) 724-1360

### Get More Safety Tips

For tips on other ways to stay safe from crime in your daily life, see the other brochures in this series, available from our Website at [www.mpdcc.gov/safety](http://www.mpdcc.gov/safety). Or visit your local police district. To find the one nearest you, visit [www.mpdcc.gov/districts](http://www.mpdcc.gov/districts).

### Get Involved!

No one individual or agency working alone can prevent crime. It takes police and citizens working in partnership. The District of Columbia's community policing strategy provides many ways for police and communities to work together to prevent crime and build safer neighborhoods. These include regular Police Service Area meetings in your community, citizen patrols and more. To learn more about community policing activities in your neighborhood, call your local police district:


1st District	Main: .....(202) 698-0555..... TTY: 727-8506
	Substation: .....(202) 698-0068..... TTY: 543-2352
2nd District	Main: .....(202) 715-7300..... TTY: 364-3961
3rd District	Main: .....(202) 673-6815..... TTY: 518-0008
4th District	Main: .....(202) 715-7400..... TTY: 722-1791
	Substation: .....(202) 576-8222..... TTY: 576-9640
5th District	Main: .....(202) 698-0150..... TTY: 727-5437
6th District	Main: .....(202) 698-0880..... TTY: 398-5397
	Substation: .....(202) 698-2088..... TTY: 281-3945
7th District	Main: .....(202) 698-1500..... TTY: 889-3574

### Know Something About a Crime? Don't Keep It a Secret

If you have important information to share with the police, the Anonymous Crime Tip Line and Text Tip Line enables you to give MPD vital information anonymously. Just dial (202) 727-9099 or text to 50411 24 hours a day, seven days a week. Your name will not be used, only the information you provide. Your information could lead to a cash reward. For more details, see [www.mpdcc.gov/tipline](http://www.mpdcc.gov/tipline).




Have information for police?  
**CALL (202) 727-9099**  
**TEXT TO 50411**



GOVERNMENT OF THE DISTRICT OF COLUMBIA  
Metropolitan Police Department  
300 Indiana Avenue, NW  
Washington, DC 20001

January 2011

## FOR YOUR SAFETY



## Protecting Your Vehicle

*from Theft and Tampering*

*Tips for protecting your vehicle from  
being vandalized, broken into, and stolen*





# Save yourself the trouble.

Every day in the District of Columbia, about 18 vehicles are stolen. These stolen vans, cars, motorcycles and trucks cost victims time and money, as well as increase everyone's insurance premiums. Often, stolen vehicles are used to commit other crimes.

You can save you and your family a lot of frustration, stress, and interruption to your daily life by taking some simple precautions to reduce the risk of having your vehicle become a target. Following are some steps you can take to make your car — and the valuables it may contain — less attractive to thieves.

## Exercise Common Sense

An unlocked vehicle with a key in the ignition is an open invitation to any thief, regardless of any anti-theft device you may use. The common-sense approach to protection is the simplest and most cost-effective way to avoid would-be thieves.

You should always secure your vehicle, even if you're parking for "just a minute." Do this by:

- » Removing your keys from the ignition.
- » Locking all of your doors.
- » Closing all of your windows.
- » Parking in a well-lit area.
- » **Never** leaving your engine running and vehicle unlocked while you run into your home, a convenience store or anywhere else.

## Employ Visible or Audible Deterrents

A visible or audible device alerts thieves that your vehicle is protected. Popular devices include:

- » **Audible alarms** are typically equipped with motion or impact sensors that trigger a 120-decibel siren. The alarm should have an automatic shut-off capability.
- » **Steering wheel locks** prevent the steering wheel from turning.
- » **Steering column collars** prevent thieves from hot-wiring the vehicle. Some collars are installed permanently; others must be continuously activated.
- » **Theft deterrent decals** visually warn thieves the vehicle is protected by an alarm or other anti-theft device
- » **Tire locks** similar to the circular steel boots used by many police departments, prevent the vehicle from being driven.
- » **Window etching.** If the vehicle identification number



(VIN) is etched onto the vehicle's windows, it makes it difficult for thieves to resell the vehicle or its parts.

## Use a Tracking System or Vehicle Immobilizer

A tracking system that emits a signal to police or a monitoring station when the vehicle is reported stolen. Tracking systems are effective in helping authorities recover stolen autos.

Vehicle immobilizers prevent thieves from bypassing your ignition and hot-wiring the vehicle. Some electronic devices have computer chips in ignition keys. Other devices inhibit the flow of electricity or fuel to the engine until a hidden switch or button is activated. Popular third-level devices include:

- » Smart keys — contain specially-coded computer chips or radio frequencies. Without the exact key, the vehicle's engine cannot be started.
- » Fuse cut-offs.
- » Kill switches — inhibit the flow of electricity or fuel to the engine until a hidden switch is activated.
- » Starter, ignition and fuel disablers

## Take Care When Buying a Car

Being prudent when buying a used — or new — car can help prevent you from serious headache or frustration down the road. Here are some ways to avoid being scammed:

- » **LOOK CLOSELY** at the vehicle identification number (VIN) plate, located on the driver's side of the dashboard, to see if it appears tampered.
- » **NEVER** buy a used car without getting the vehicle's title or pink slip **in person**. Double-check the VIN with the number listed on the title, the registration papers and the federal certification label on the driver's side door.
- » **ASK TO SEE IDENTIFICATION** of the person who is selling you the car. Record his/her name, address, phone number, and driver's license number. Call the phone number given to you by the vehicle's owner. Often, scam artists will provide the phone number of a pay phone.

If you're considering buying a used car, there are several companies that, for a nominal fee, will run the VIN through their computers and check the history of the vehicle. The companies can be found on the Web by performing a search for "Vehicle History Reports."

## Types of VIN Scams

Vehicle Identification Numbers (VINs) are serial numbers for vehicles that are used to differentiate similar makes and models; every vehicle has a unique VIN. VIN plates are located on the dashboard and can be viewed through the windshield.

**VIN Switch:** Thieves use VIN switching to disguise the identity of a stolen vehicle. They will replace the VIN on a stolen vehicle with a VIN that is not recorded as stolen. The thief will then try to resell the stolen car to an unsuspecting customer.

**Salvage Switch:** A vehicle that is extensively damaged, burned or stripped, and determined not to be eligible for repair is called "salvaged." Thieves buy a salvaged vehicle just to obtain the title and the VIN. Then, they go out and steal a car that is the same make and model, and switch the VIN plates.

## Theft from Auto

One of the most common types of theft is theft of valuables from your automobile. Theft from auto is strictly a crime of opportunity that can be prevented if you take away the opportunity. Thieves generally won't waste their time breaking into autos that don't have valuables in plain sight.

