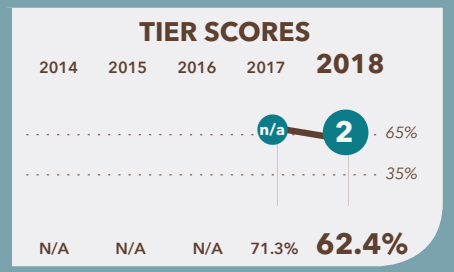


# Rocketship DC PCS – Rise Academy

2335 Raynolds Place SE  
Washington, DC 20020

202-750-7177  
www.rsed.org/dc



## School Profile (2018–19)

**Board Chair**  
Jolene Slotter

**DC Regional Director**  
Joyanna Smith

### Grades Served

Current Grades Future Grades

PK3 PK4 K 1

2 3 4 5

6 7 8 9

10 11 12 Adult Ed

### Principal

Joshua Pacos

### First School Year

2016-17

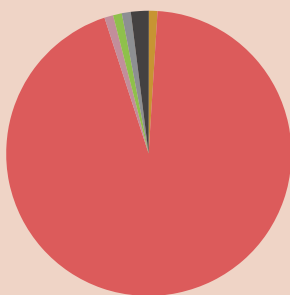
## Tier Explanations

- 1 High Performing**  
(65.0% – 100.0%)
- 2 Mid Performing**  
(35.0% – 64.9%)
- 3 Low Performing**  
(0.0% – 34.9%)

For schools serving grades PK-12, DC PCSB uses the **Performance Management Framework (PMF)** to assess school-wide academic performance. Schools are rated by tiers: **Tier 1** schools meet standards of high performance; **Tier 2** schools fall short of high performance standards but meet minimum overall performance standards; and **Tier 3** schools fall significantly short of high performance standards, showing inadequate performance.

## Student Demographics (2017–18)

**Total Enrollment**  
527



Asian	0.4%
Black Non-Hispanic	96.2%
Hispanic / Latino	1.1%
Native American / Alaska Native	0.4%
Pacific Islander / Native Hawaiian	0.0%
White Non-Hispanic	0.2%
Multiracial	1.7%

**English Language Learner**  
1.7%

**Economically Disadvantaged**  
>60%\*

**Special Education**  
13.5%

**At-Risk Population**  
82.9%

\* Community Eligible Schools serve at least 60% low-income students and offer free school meals to all students.

## A Note from the School

Rocketship Public Schools is a non-profit network of high-performing public charter schools serving underserved communities across the country. We believe that every community deserves a high-quality school and that every student deserves the right to dream, to discover, and to develop their unique potential. Our schools propel student achievement, develop exceptional educators, and partner closely with parents to build a school community that meets the unique needs of every student we serve. We are a collective of parents, teachers, leaders, and students working together to transform the future for underserved communities in Washington DC. At Rocketship Public Schools, we are unleashing potential.

# Rocketship DC PCS - Rise Academy

## 2018 School Quality Report

(2017–18)

### Grades Measured: PK3–3



Points Earned  
out of  
Points Possible

Percent of  
Possible  
Points

#### Student Progress (45 points): Academic Improvement Over Time

Growth on the school's NWEA MAP assessment in reading



12.9 out of 22.5

57.5%

Growth on the school's NWEA MAP assessment in mathematics



22.5 out of 22.5

100.0%

#### Student Achievement (15 points): Approaching, Meeting, or Exceeding College and Career Ready Standards

PARCC: English Language Arts

Approaching College and Career Ready and Above



2.4 out of 4.5

53.4%

College and Career Ready



1.3 out of 3.0

41.9%

PARCC: Mathematics

Approaching College and Career Ready and Above



2.7 out of 4.5

58.9%

College and Career Ready



1.3 out of 3.0

42.7%

#### Gateway (10 points): Outcomes in Key Subjects that Predict Future Educational Success (returning students)

3rd Grade English Language Arts

College and Career Ready



4.4 out of 10.0

44.4%

8th Grade Mathematics

College and Career Ready



0.0 out of 0.0

N/A

#### School Environment (30 points): Predictors of Future Student Progress and Achievement

Attendance

In-seat attendance



5.5 out of 9.0

61.1%

Re-enrollment

Percent of students eligible to re-enroll



1.5 out of 9.0

17.2%

Teacher Interaction Observations: Classroom Assessment

Scoring System (CLASS)

Emotional Support



2.8 out of 4.0

70.0%

Classroom Organization



3.0 out of 4.0

74.9%

Instructional Support



2.1 out of 4.0

53.2%

**TOTAL SCORE**

**TIER 2**

62.4 out of 100

**62.4%**

# Rocketship DC PCS - Rise Academy

## 2018 School Quality Report

(2017–18)

### Grades Measured: PK3–3



#### Additional Measures: Early Childhood Student Outcomes on School-Selected Assessments

##### PK Pre-Literacy: Every Child Ready (ECR)

Percent of students who met or exceeded the publisher's expectations for growth or achievement at the end of the year



##### PK Math: Every Child Ready (ECR)

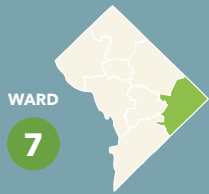
Percent of students who met or exceeded the publisher's expectations for growth or achievement at the end of the year



##### PK Social Emotional Learning: Positive Behavior Rating Scale (PBRs)

Percent of students who met or exceeded the publisher's expectations for growth or achievement at the end of the year





# Rocketship DC PCS - Legacy Prep

4250 Massachusetts Avenue SE  
Washington, DC 20019

202-803-7004  
www.rsed.org/dc

## TOTAL SCORE

94.6%

\* This school is not receiving a PMF tier this year because 2017-18 was its first school year. Data have been reported on all measures, where available. It will receive a tier beginning in the 2018-19 school year.

## School Profile (2018–19)

### Board Chair

Jolene Slotter

### DC Regional Director

Joyanna Smith

### Grades Served

Current Grades Future Grades

PK3 PK4 K 1

2 3 4 5

6 7 8 9

10 11 12 Adult Ed

### Principal

Michael Rabin

### First School Year

2017-18

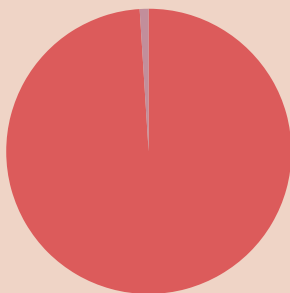
## Tier Explanations

- 1 High Performing**  
(65.0% – 100.0%)
- 2 Mid Performing**  
(35.0% – 64.9%)
- 3 Low Performing**  
(0.0% – 34.9%)

For schools serving grades PK-12, DC PCSB uses the **Performance Management Framework (PMF)** to assess school-wide academic performance. Schools are rated by tiers: **Tier 1** schools meet standards of high performance; **Tier 2** schools fall short of high performance standards but meet minimum overall performance standards; and **Tier 3** schools fall significantly short of high performance standards, showing inadequate performance.

## Student Demographics (2017–18)

Total Enrollment  
106



Asian	0.0%
Black Non-Hispanic	99.1%
Hispanic / Latino	0.9%
Native American / Alaska Native	0.0%
Pacific Islander / Native Hawaiian	0.0%
White Non-Hispanic	0.0%
Multiracial	0.0%

**English Language Learner**  
1.9%

**Economically Disadvantaged**  
>60%\*

**Special Education**  
15.1%

**At-Risk Population**  
72.6%

\* Community Eligible Schools serve at least 60% low-income students and offer free school meals to all students.

## A Note from the School

Rocketship Public Schools is a non-profit network of high-performing public charter schools serving underserved communities across the country. We believe that every community deserves a high-quality school and that every student deserves the right to dream, to discover, and to develop their unique potential. Our schools propel student achievement, develop exceptional educators, and partner closely with parents to build a school community that meets the unique needs of every student we serve. We are a collective of parents, teachers, leaders, and students working together to transform the future for underserved communities in Washington DC. At Rocketship Public Schools, we are unleashing potential.

# Rocketship DC PCS - Legacy Prep

## 2018 School Quality Report

(2017–18)

### Grades Measured: PK3-2

KEY



Points Earned  
out of  
Points Possible

Percent of  
Possible  
Points

### Student Progress (50 points): Academic Improvement Over Time

Growth on the school's NWEA MAP assessment in reading



25.0 out of 25.0

100.0%

Growth on the school's NWEA MAP assessment in mathematics



25.0 out of 25.0

100.0%

### School Environment (40 points): Predictors of Future Student Progress and Achievement

Attendance

In-seat attendance



5.4 out of 10.0

54.2%

Re-enrollment

Percent of students eligible to re-enroll



0.0 out of 0.0

N/A

Teacher Interaction Observations: Classroom Assessment Scoring System (CLASS)

Emotional Support



10.0 out of 10.0

100.0%

Classroom Organization



10.0 out of 10.0

100.0%

Instructional Support



9.7 out of 10.0

97.0%

### TOTAL SCORE

85.1 out of 90

94.6%

### Additional Measures: Early Childhood Student Outcomes on School-Selected Assessments

PK Pre-Literacy: Every Child Ready (ECR)

Percent of students who met or exceeded the publisher's expectations for growth or achievement at the end of the year



PK Math: Every Child Ready (ECR)

Percent of students who met or exceeded the publisher's expectations for growth or achievement at the end of the year



PK Social Emotional Learning: Positive Behavior Rating Scale (PBRs)

Percent of students who met or exceeded the publisher's expectations for growth or achievement at the end of the year

