


Fort Totten: Enrollment Analysis

Rocketship Public Schools

2019





At Rocketship Public Schools, we believe in the infinite possibility of human potential. We believe that every student deserves the right to dream, to discover, and to develop their unique potential. And it is our responsibility and our privilege to unleash the potential inside every Rocketeer we serve. Our non-profit network of public elementary charter schools propels student achievement, develops exceptional educators, and partners with parents who enable high-quality public schools to thrive in their community.

We are a collective of parents, teachers, leaders, and students working together to transform the future for underserved communities. At Rocketship Public Schools, we are unleashing potential.

WHAT IS THE NEED IN FORT TOTTEN?

To determine whether to open a school in a new community, Rocketship seeks to answer two main questions:

1

Is there a need?

Is there a sizable achievement gap in the community with insufficient access to high quality public education options?

2

Can Rocketship benefit that need?

Can Rocketship provide a high-quality public education option to fill that need?



There is a clear need in Ward 5, and Rocketship is well-positioned to help fill it.


There is a clear need in Ward 5.

- **Low income:** The area immediately surrounding RPS's proposed DC3 campus is some of the lowest-income outside of Wards 7 and 8.
- **Low performing schools:** 14 elementary schools (serving over 3,000 students) within a two-mile radius of DC3 have PARCC Level 3+ rates below the DC average. On average, Ward 5 is in the bottom half of all wards in both Math and ELA PARCC performance.
- **Demand for high-quality schools:** Waitlist lengths for higher-performing schools were twice the size of waitlists for lower-performing schools in Ward 5. 46% of Ward 5 charter school families leave the ward for school. Only 16% of parents near DC3 send their children to the in-boundary elementary school.

Rocketship can benefit that need.

- **Closing performance gaps:** Existing Rocketship DC schools are closing performance gaps for African-American and at-risk students, two groups overrepresented in Ward 5 lower-performing schools.
- **Enrollment infrastructure:** Rocketship already has a robust structure in place to build strong community engagement and ensure full enrollment at the proposed DC3 campus.

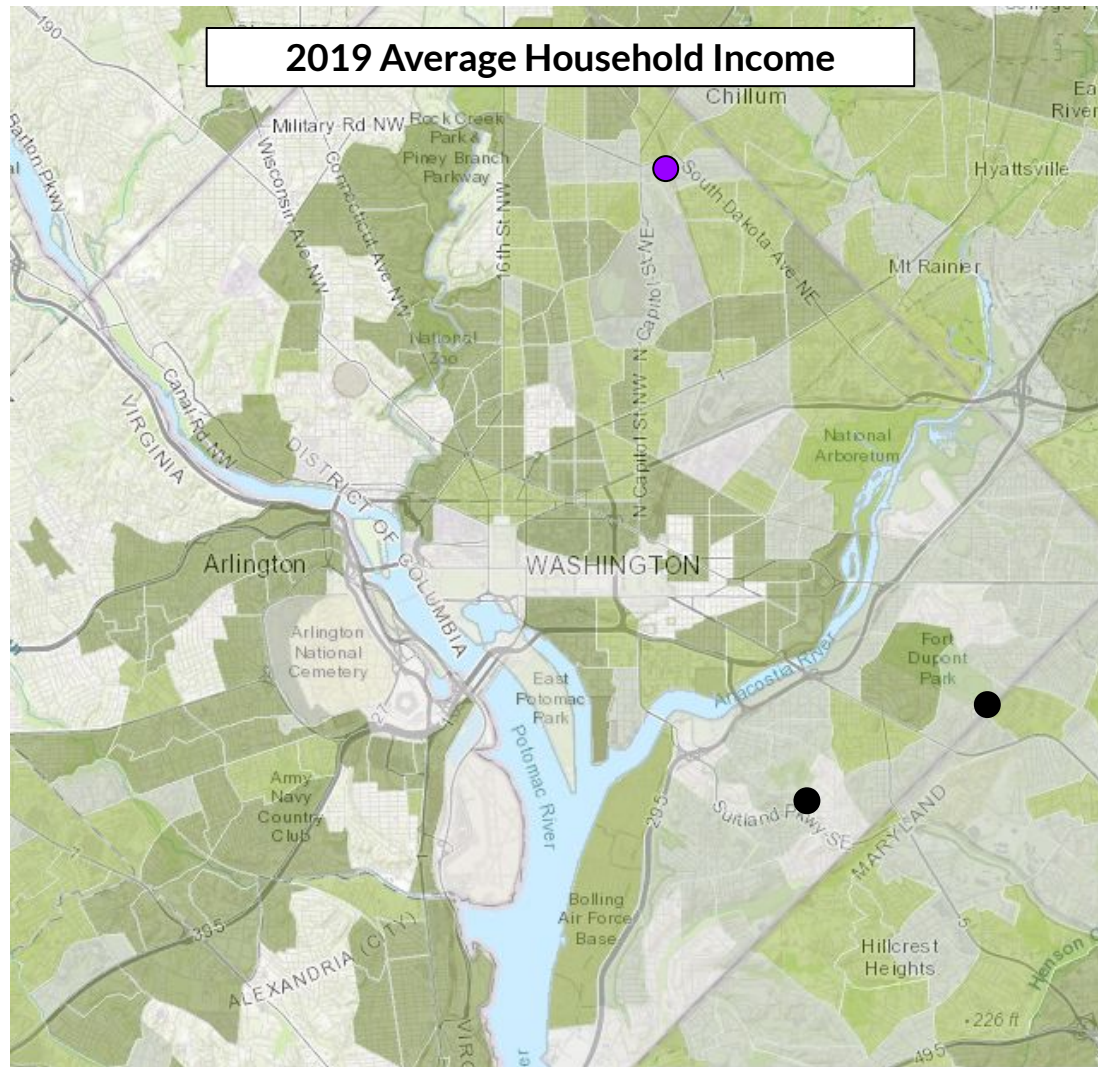
Is there a need in the Fort Totten area?



IS THERE A NEED?

The area around DC3 is some of the lowest income outside of Wards 7 and 8.

2019 Average Household Income



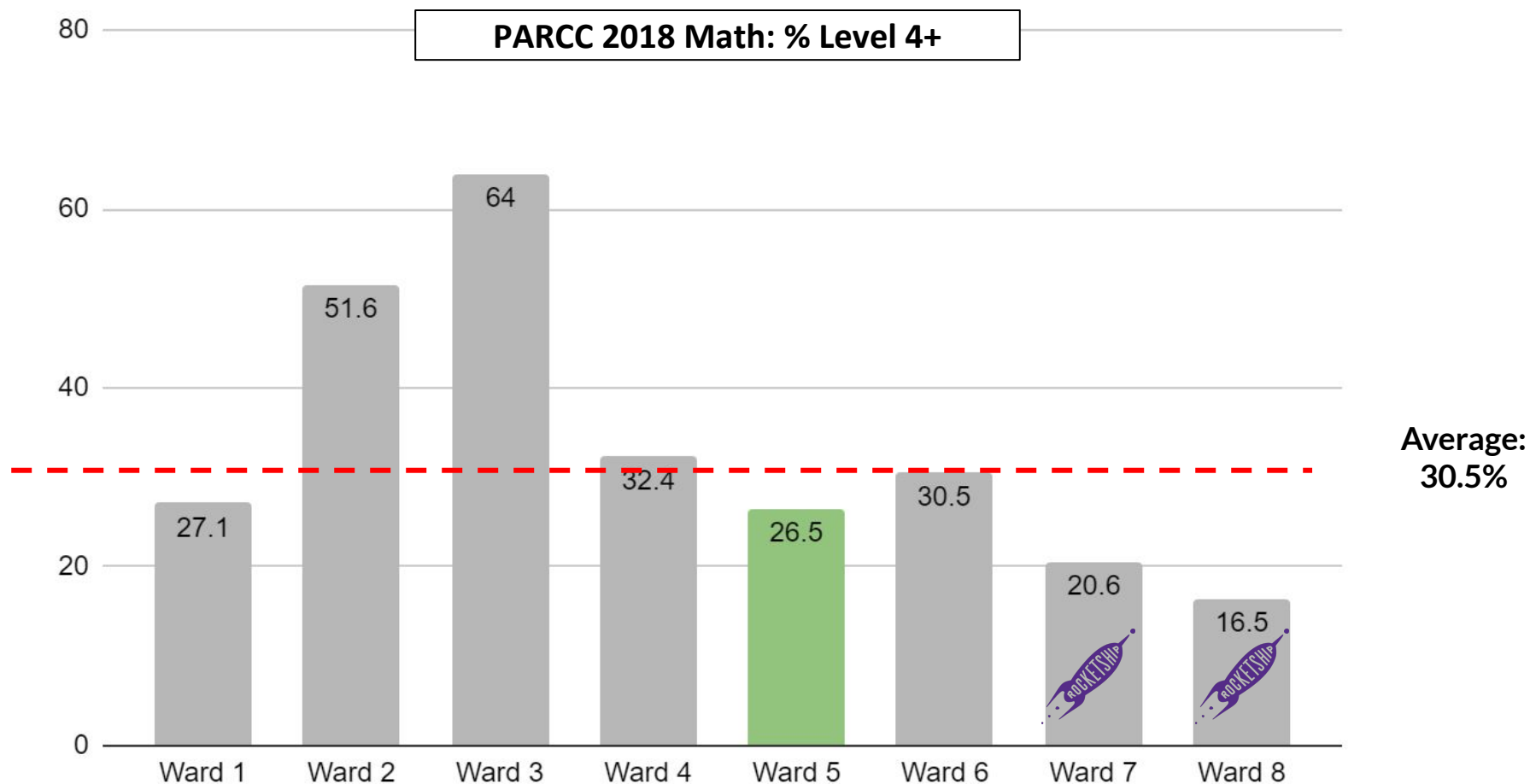
- Proposed Rocketship school ("DC3")
- Existing Rocketship DC schools

2019 Average Household Income



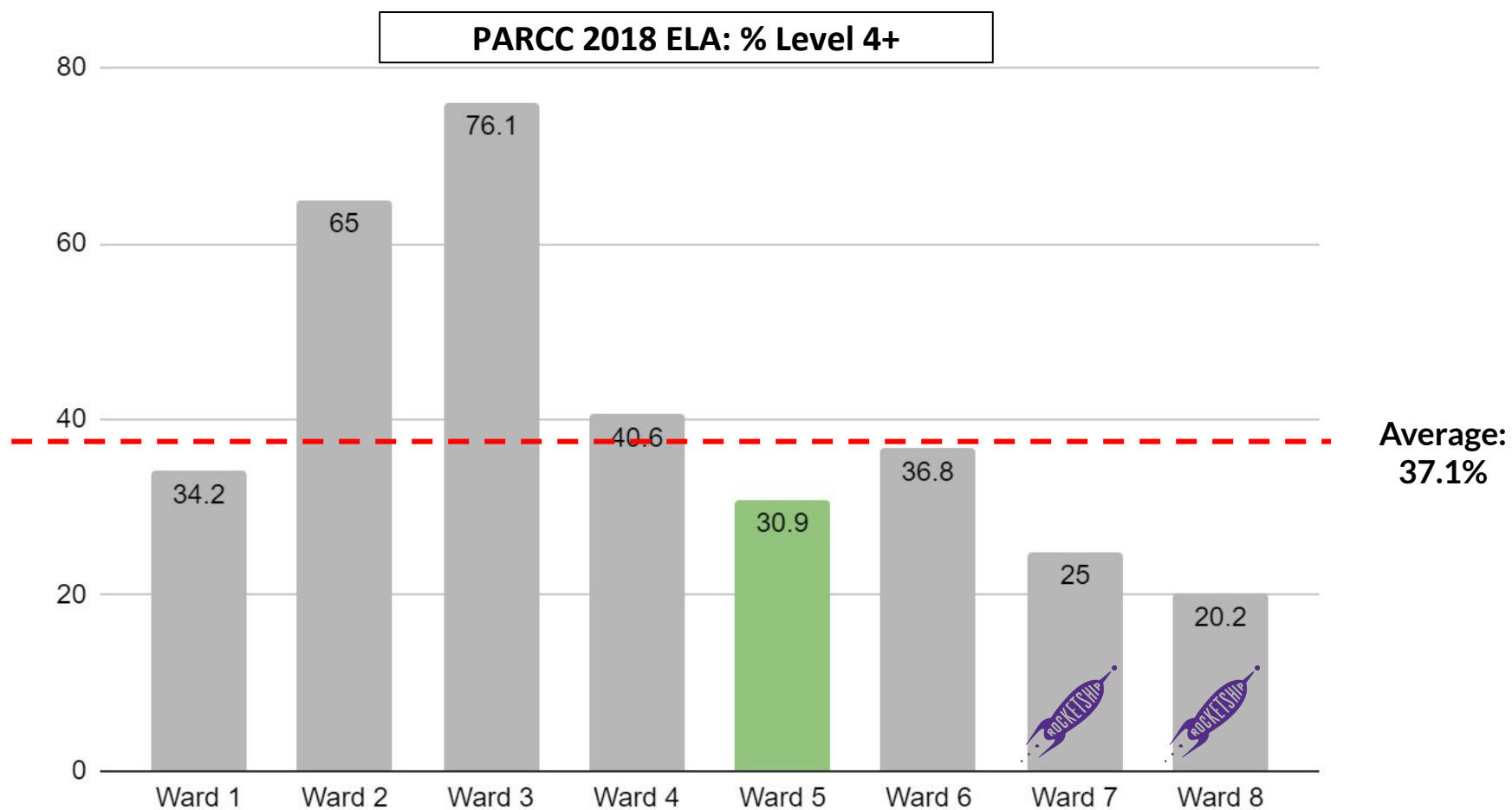
IS THERE A NEED?

Ward 5 is in the bottom half of DC wards in both Math and ELA performance on PARCC, performing four points below the DC average in Math...



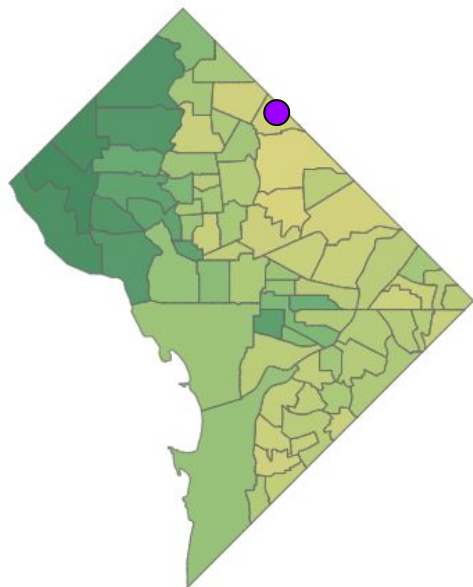
IS THERE A NEED?

...and six points below the DC average in ELA.

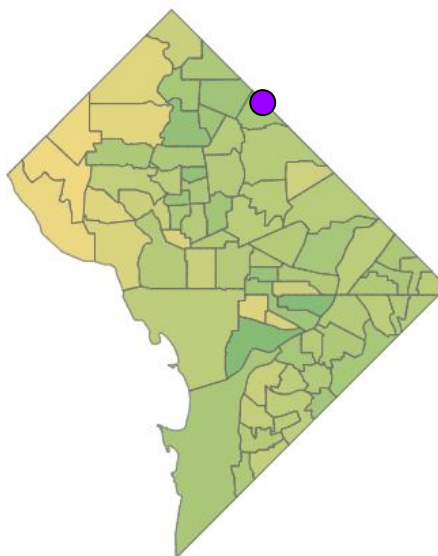


IS THERE A NEED?

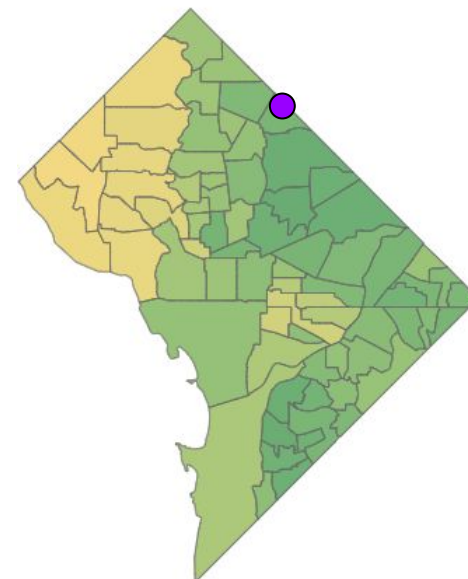
Only 16% of families who live in DC3's zoning boundary send their child to the neighborhood elementary school. Over 50% choose a charter school.



16% of parents choose the in-boundary elementary



32% of parents choose an out-of-boundary elementary



52% of parents choose a charter school

Participation rate (percent)

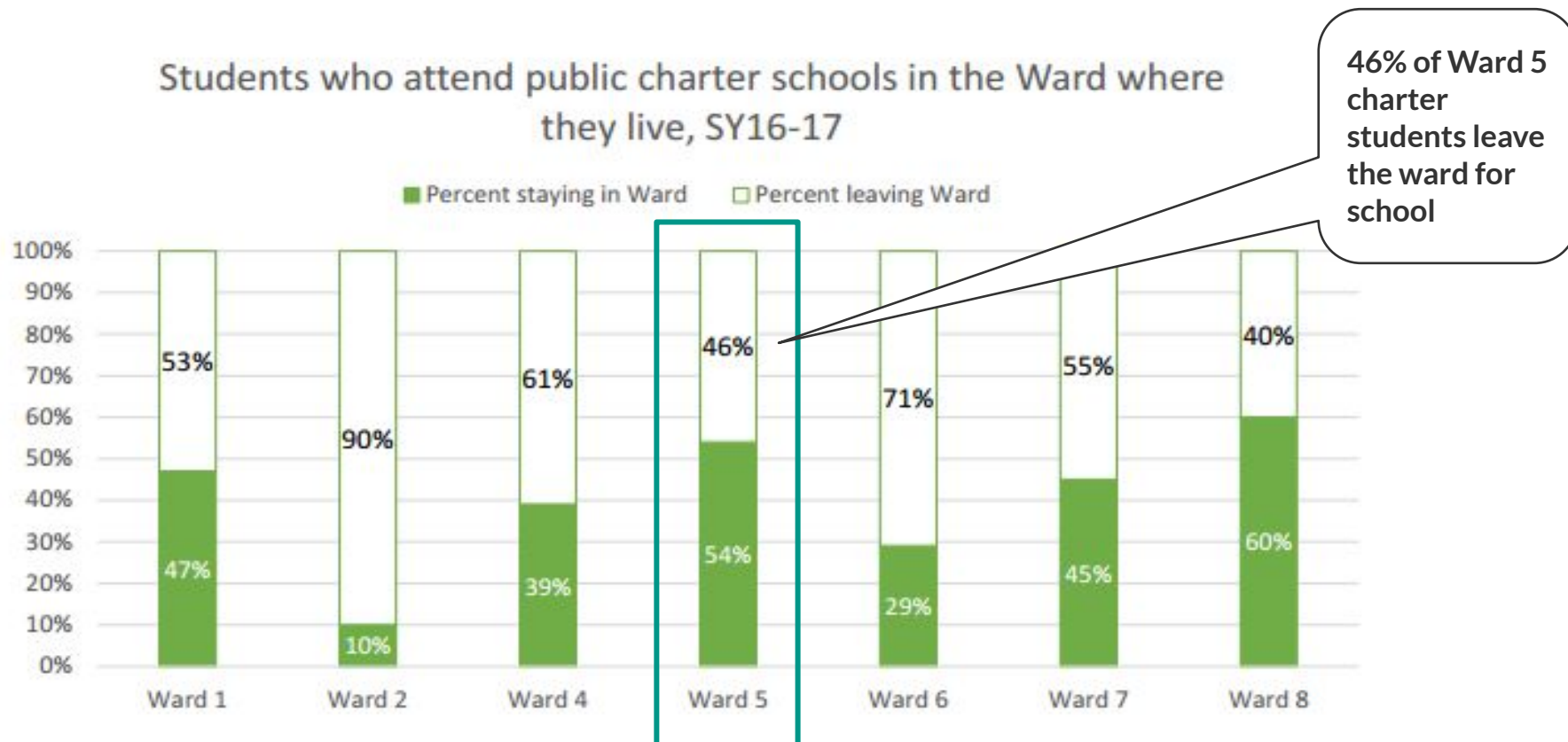
0.0



100.0

IS THERE A NEED?

Of those 50% seeking a charter, nearly half select a charter outside Ward 5, highlighting the need for more high-quality charter options within Ward 5.



IS THERE A NEED?

In fact, within 2 miles of DC3, high-quality schools have an average of 143 students on their waitlists.

Waitlist Lengths on MSDC Results Day 2019 (DC3 radius only)

Lower-Performing Schools
(% PARCC 3+ below DC average)

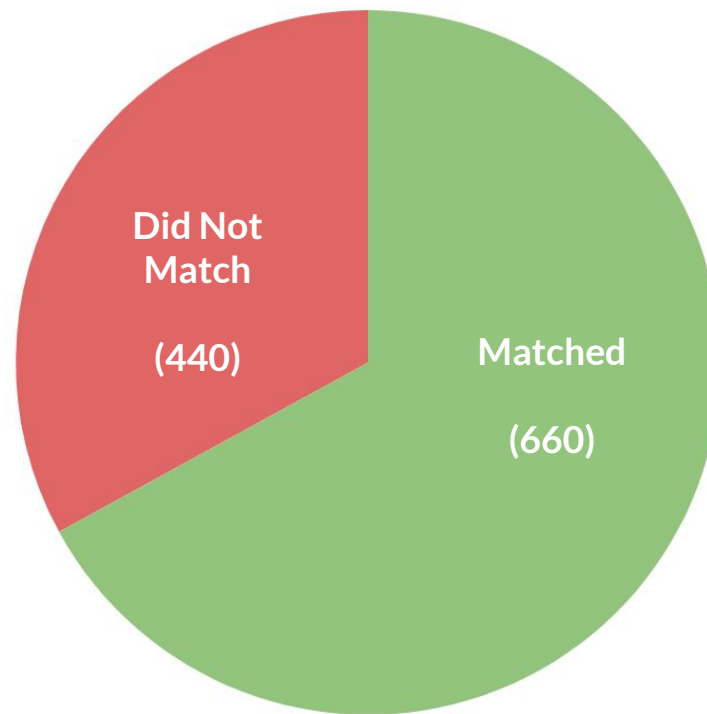
**Average waitlist length:
75 students**

Higher-Performing Schools
(% PARCC 3+ above DC average)

**Average waitlist length:
143 students**

IS THERE A NEED?

440 Ward 5 students were unmatched on MSDC Results Day 2019.

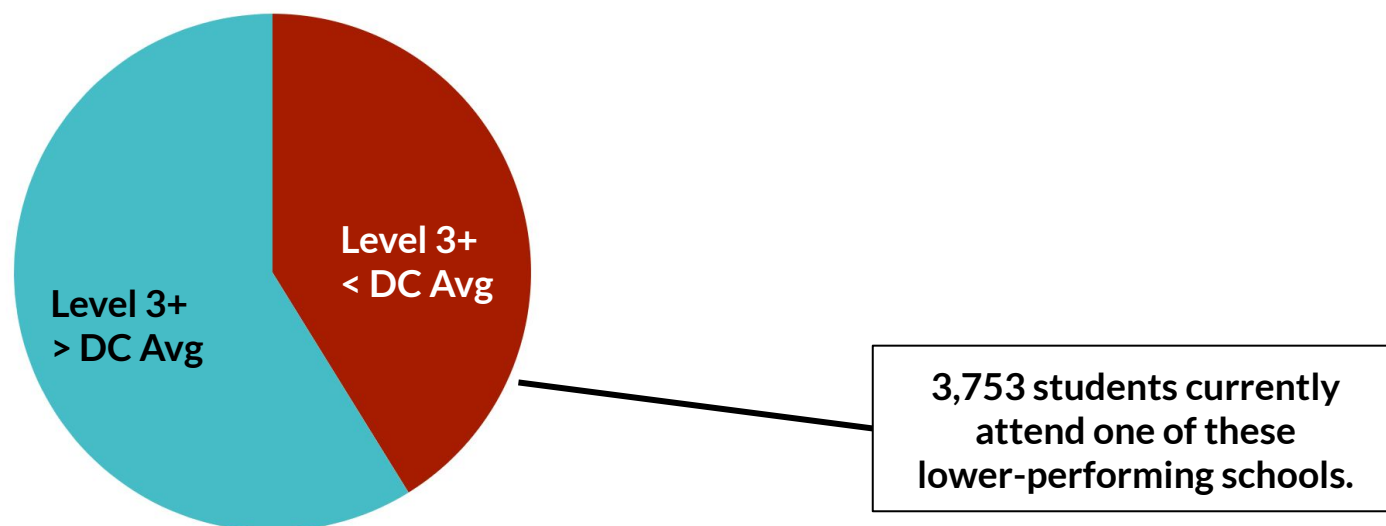


Can Rocketship Meet that Need?



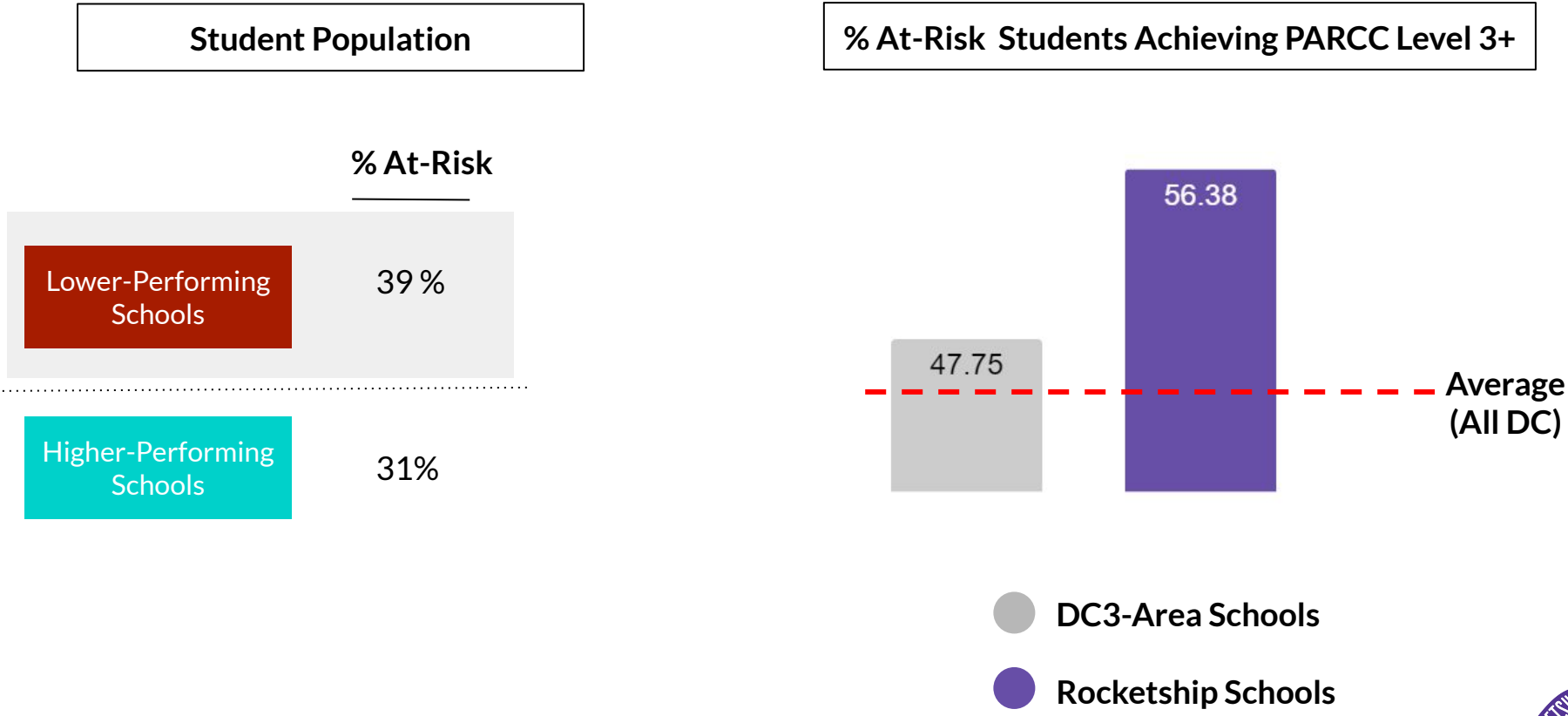
CAN ROCKETSHIP MEET THAT NEED?

Of the 34 neighborhood and charter schools within a two-mile radius of DC3, 14 have PARCC 3+ achievement rates below the DC average.



CAN ROCKETSHIP MEET THAT NEED?

The 3,753 students attending lower-performing Ward 4/5 schools are more likely to be at-risk, a population for which Rocketship has already closed performance gaps.



CAN ROCKETSHIP MEET THAT NEED?

Comparing Rocketship's PARCC performance vs. varying types of schools within two miles of DC3, RPS offers a strong Ward 5 option.

